

n o
t h i n g
b u t
w u n
d e r
b a r .



OVERVIEW ROLF BENZ TAYA

**ROLF
BENZ**

OUTDOOR

Rolf Benz TAYA | Design: Norsmind

- Stainless steel inner frame
- Seat support made of high pressure laminate (HPL)
- Backrest insert made of polyurethane foam
- Frame covered with non-woven polyester
- Mini Bonnell spring core integrated in the seat core
- Backrest made of polyurethane foam, built up in layers in different thicknesses and hardnesses, with a polyester fleece covering.
- Downy back cushion, in compartments, with filling made from 100 % microfibers

Seating comfort Lounge Plus

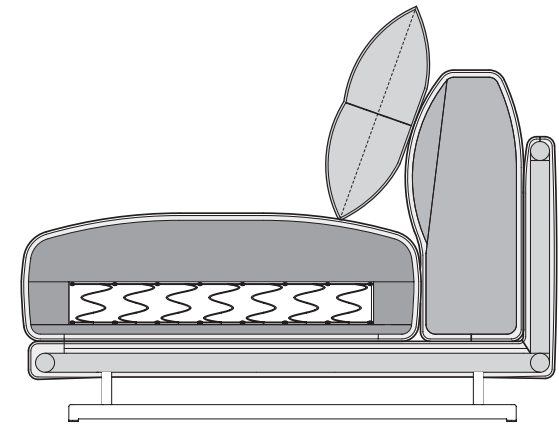
Seat made from layers of high quality cold foam with several variations in thickness and hardness available, with a polyester fleece cover

Seating comfort Lounge Deluxe

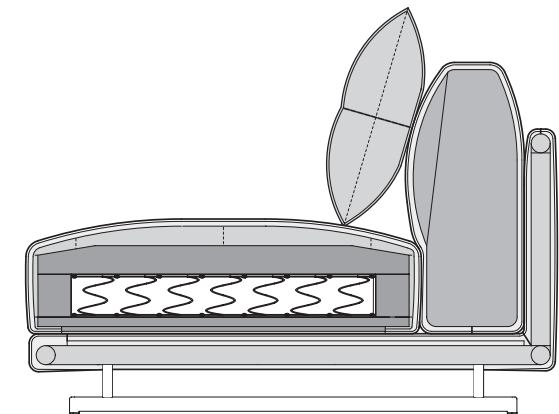
Seat made of high-quality cold foam, built up in coordinated layers, covered with a mat consisting of 20 % viscose foam and 80 % microfibres and a non-woven polyester cover.

- Seat height options 41 cm or 44 cm
- Stainless steel base: fine structure, powdercoated, anthracite matt
- The frame cover consists of a 100 % water-resistant (anti-stain and anti-mould) polyester fabric.
- The backrest cover consists of a 100 % water-resistant (anti-stain and anti-mould) polyester fabric.
- The seat cushion cover consists of a 100 % water-resistant (anti-stain and anti-mould) polyester fabric.
- The backrest cushion cover consists of a 100 % water-resistant (anti-stain and anti-mould) polyester fabric.

The high-grade materials used are tested in accordance with DIN and RAL directives and subject to longterm testing. The foam materials used in our upholstered furniture are produced free of fluorochlorinated hydrocarbons.



Lounge Plus



Lounge Deluxe

**ROLF
BENZ**
OUTDOOR

Product features Sofa | Rolf Benz TAYA | Design: Norsmind

Crafted for Life's most beautiful moments. Indoors and outdoors.

With a clear focus on horizontal lines and spacious areas, Rolf Benz TAYA creates a visual atmosphere that stages a seamless transition between indoor and outdoor living. Svend Loevbjerg and Henrik Pedersen from the Danish design agency Norsmind follow the design idea of consistently extending the living area outward—with unparalleled seating comfort.

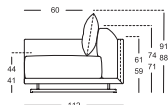


A strong design statement and a unique place to relax.

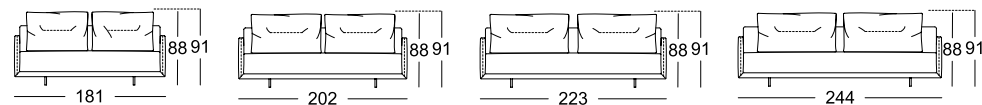
The Rolf Benz TAYA lounge sofa impresses with its slender silhouette and soft, comfortable cushions. Choose between the casual Lounge Deluxe upholstery or the more serene Lounge Plus comfort. Whether as a single sofa or modular system—TAYA adapts flexibly to any space. Seat and back cushions are variably placeable and removable. The frame and upholstery are available in three fabric options. Integrated shelves and the matching coffee table complete the design. The outdoor version is weatherproof with a stainless steel frame and water-repellent fabrics from the Rolf Benz outdoor collection.

**ROLF
BENZ**

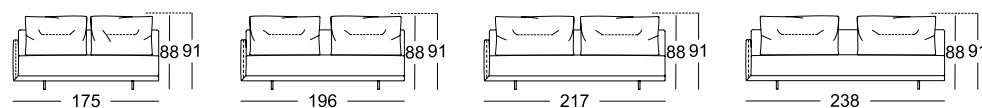
OUTDOOR



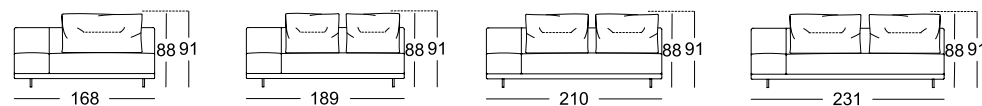
Sofa with side element



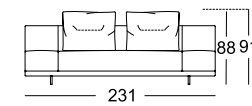
End sofa with side element left or right*



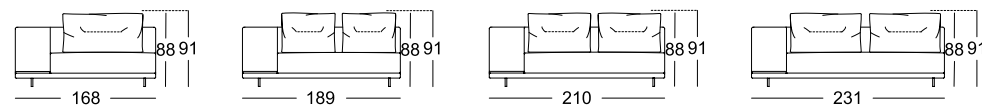
End sofa left or right with end seat cushion*



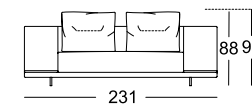
Sofa with 2x end seat cushion



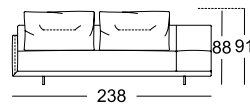
End sofa left or right with shelf*



Sofa with 2x shelf



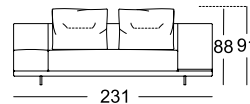
Sofa left or right with end seat cushion left or right*




Sofa left or right with shelf left or right*

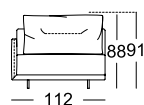


Sofa with end seat cushion left or right*

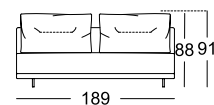
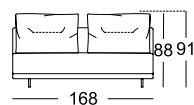
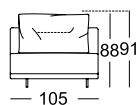




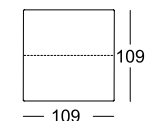
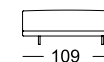
**End Longchair left
or right***



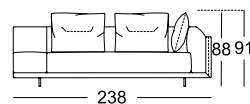
Sectional sofa



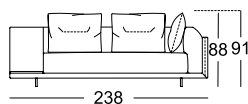
**End upholstered
bench
element**



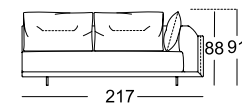
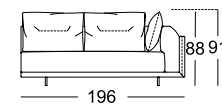
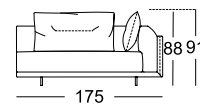
**Corner end sofa left
or right with end seat
cushion***



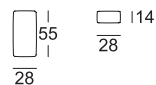
**Corner end sofa left
or right with shelf***



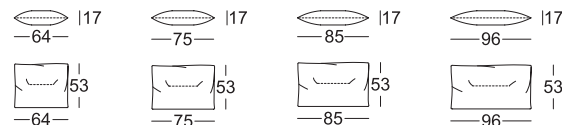
**Corner sectional sofa
left or right***



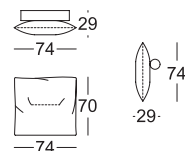
Side cushions



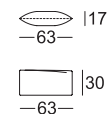
Back cushions



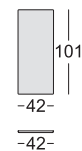
**High back cushion
with rol**



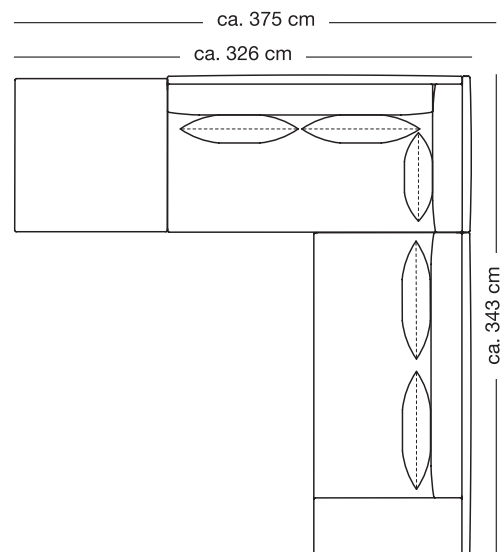
**Low back
cushions**



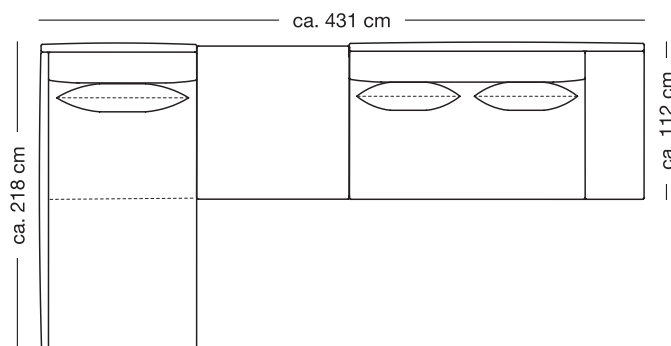
Shelf



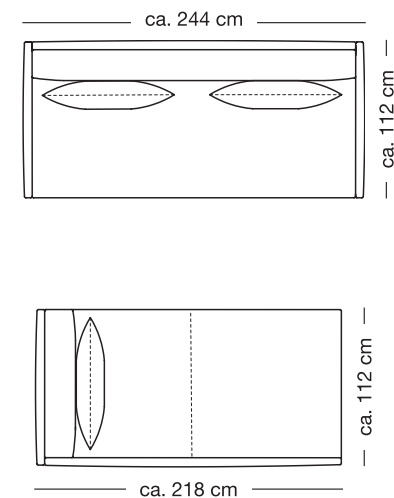
Combination examples | Rolf Benz TAYA 219 | Design Toan Nguyen



K-A-PB TAYA 109x109
 SIK PB TAYA 109x109
 K-E-ARB TAYA 217 li.
 SIK-RU-E-ARB TAYA 217
 K-ASO TAYA 231 re.
 SIK-RU-ASO TAYA 231 ABL
 ABL TAYA
 42,5x101
 RUK TAYA 85x53 4x
 RUK TAYA 64x53 1x



K-ALC TAYA 112 li.
 SIK-RU-ALC TAYA 112
 RUK TAYA 96x53 1x
 K-A-PB TAYA 109x109
 SIK PB TAYA 109x109
 K-ASO TAYA 210 re.
 SIK-RU-ASO TAYA 210 SIK-A
 RUK TAYA 75x53 2x



K-SOB TAYA 244 ST
 SIK-RU-SOB TAYA 244 ST
 K-ALC TAYA 112 li.
 SIK-RU-ALC TAYA 112
 RUK TAYA 96x53 3x

**ROLF
 BENZ**
 OUTDOOR