

Technical part

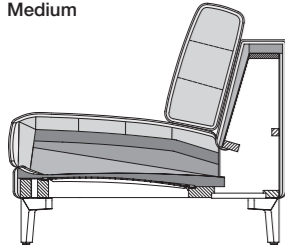


EGO Typ G

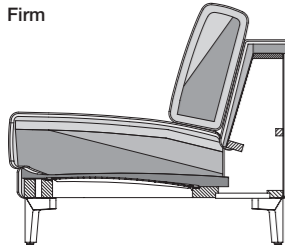


EGO Typ F

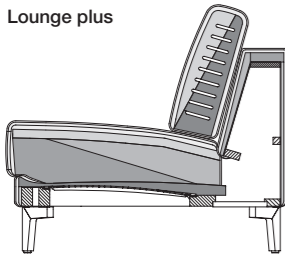
Medium



Firm



Lounge plus



- Wooden inner frame
- No-sag spring support (upholstered seat and upholstered bench without spring support). Exceptions are the EPT and PB models and the PSZ, where high-quality polyurethane foams are used for constructive reasons
- Seat pad in polyurethane foam
- Back pad in polyurethane foam
- Body cover quilted underneath with non-woven polyester
- **Seat comfort medium:**
 - › Seat made of polyurethane foam, built up in layers to achieve a balance of different heights and firmnesses. Covered with a mat to achieve a down-like effect, which has chambers worked into it and is filled with foam rods and polyester fibres
 - › Seat cover quilted underneath with non-woven polyester
 - › Backrest cushions: Loose backrest cushions that are down-like in nature, comprising chambers with a filling made of foam rods and polyester fibre balls.
- **Seat comfort firm:**
 - › Seat made of high-quality cold foam, built up in layers and coordinated in different thick-

- nesses and hardnesses with a polyester fleece covering.
 - › Seat cover quilted underneath with non-woven polyester
 - › Backrest cushions: Backrest cushions made of polyurethane foam covered with a fleece/foam composite pad.
- **Seat comfort lounge plus:**
 - › Seat made of high-quality cold foam, built up in layers and coordinated in different thicknesses and hardnesses with a polyester fleece covering.
 - › Seat cover quilted underneath with non-woven polyester
 - › Backrest cushions: Backrest cushions made of polyurethane foam covered with a fleece/foam composite pad.
- Coupling for modular sofa elements with suspension fitting
- Legs in metal or wood in different finishes

! Due to the way the furniture is designed, and its comfort level, some wrinkles and sitting pressure indentations are inevitable, even in top quality Rolf Benz upholstered furniture. All dimensions are approximate.

Technical part armchair



EGO Typ G

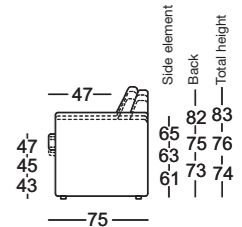
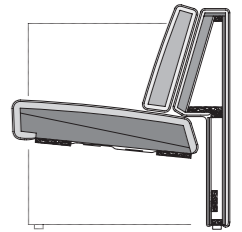


EGO Typ F

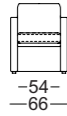
- Wooden inner frame
- Elastic webbing
- Back pad in polyether foam
- Loose back cushion: Back cushion in polyether foam, covered with polyester fleece
- Seat comfort:
 - Medium:** Moderately firm seat with comfortable support, due to a progressive structure of highly elastic polyether foam layers of differing degrees of firmness. A snug surface is created by covering the cushion with a mat made from a combination of high-quality fleece and foam. The progressive structure ensures a pleasantly soft “sitting-in” sensation while affording adequate support.
 - Firm:** Seat with relatively high level of firmness and comfortable support due to a pro-

- gressive structure of different but consistently firm layers of polyether foam. A hugging seat surface is created by covering with a high-grade non-woven/foam composite mat. The progressive structure results in only a slight “sitting-in” sensation and intensive seat support.
- Body cover quilted underneath with non-woven polyester
- Optionally 12 mm high plastic glides or casters. With casters, all heights are increased by 3 cm

! Due to the way the furniture is designed, and its comfort level, some wrinkles and sitting pressure indentations are inevitable, even in top quality Rolf Benz upholstered furniture. All dimensions are approximate.



CL-SE EGO/
SB 54/SB 58



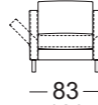

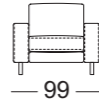
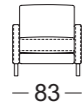
Side element narrow

Side element wide

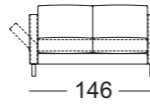
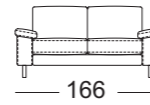
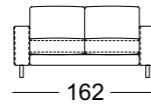
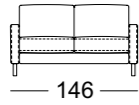
Side section
with cushion

Adjustable
side element

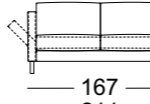
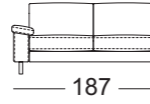
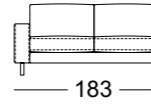
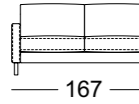
SE EGO



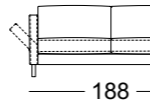
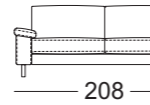
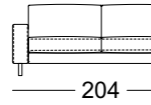
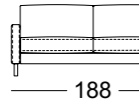
SOB EGO/SB 126



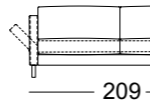
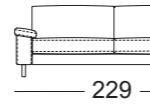
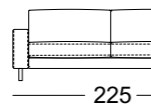
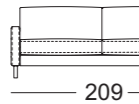
SOB EGO/SB 147



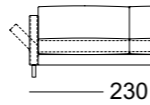
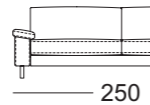
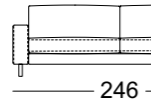
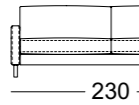
SOB EGO/SB 168



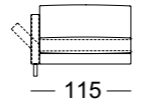
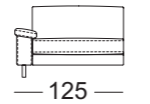
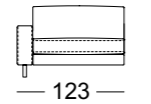
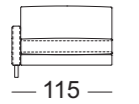
SOB EGO/SB 189



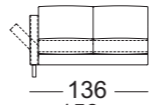
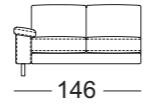
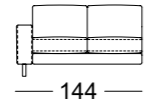
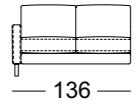
SOB EGO/SB 210



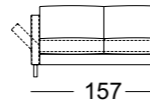
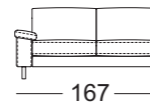
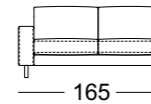
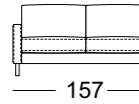
ASO EGO/SB 105



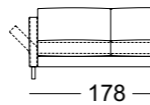
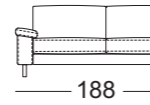
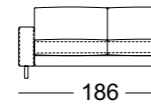
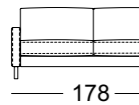
ASO EGO/SB 126



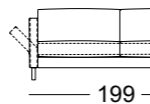
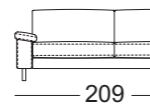
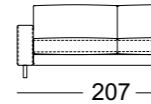
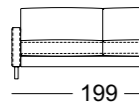
ASO EGO/SB 147



ASO EGO/SB 168



ASO EGO/SB 189



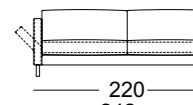
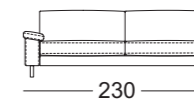
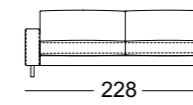
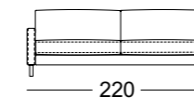
Side element narrow

Side element wide

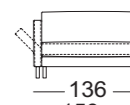
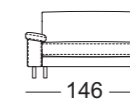
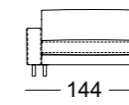
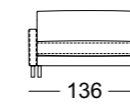
Side section
with cushion

Adjustable
side element

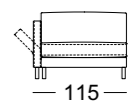
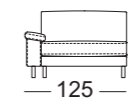
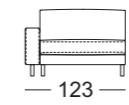
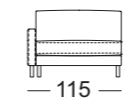
ASO EGO/SB 210




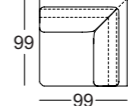
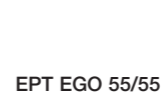
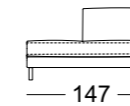
ASO-PSZ EGO/SB 126



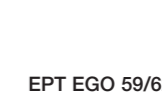
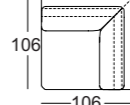
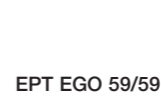
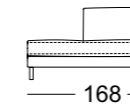
ASS-PSZ EGO/SB 105



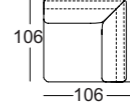
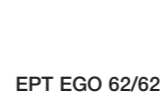
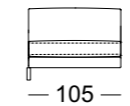
ARB-PSZ EGO/SB 147



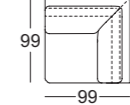
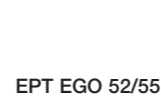
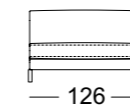
ARB-PSZ EGO/SB 168



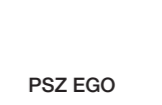
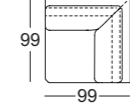
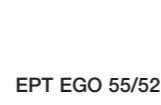
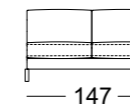
ARB EGO/SB 105



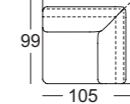
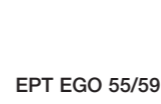
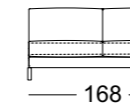
ARB EGO/SB 126



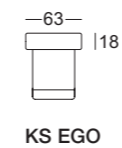
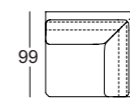
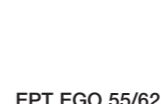
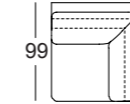
ARB EGO/SB 147



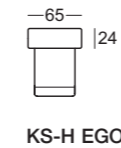
ARB EGO/SB 168



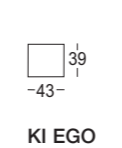
EPT EGO 52/52



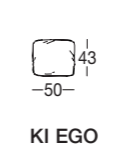
KS EGO



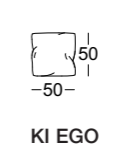
KS-H EGO



KI EGO
43x39



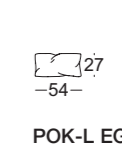
KI EGO
50x43



KI EGO
50x50



POK EGO
40x40

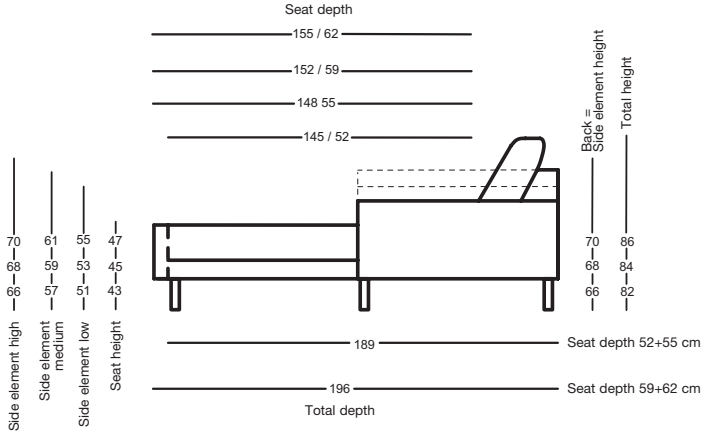
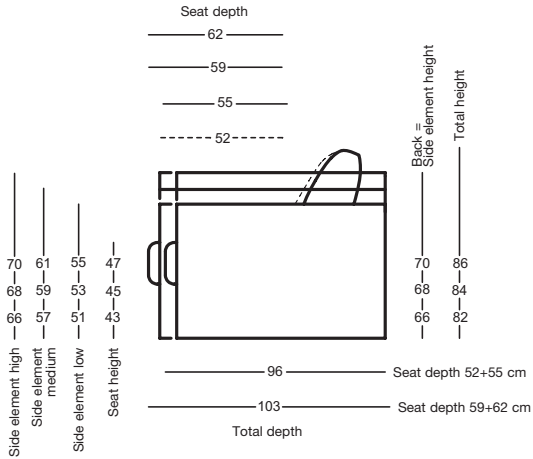


POK-L EGO



RUK-MA EGO

ASS-PSZ:



The specified seat height dimensions are measured at the front edge of the seat upholstery. The measurements are approximate. Upholstery dimensions may vary depending on the different elasticities of the cover fabrics, different upholstery structures and usage behaviour.

Combination examples

